

FY21 Budget Request

Agency of Agriculture, Food and Markets
August 2020

Agriculture Food and Markets Budget FY21

- Update on COVID Activities
 - Meat Inspection and Dairy Farm and Plant Inspection and VAEL Laboratory considered Essential Employees
 - Carrying out all duties throughout the pandemic
 - Warm weather added outdoor inspection activities
 - Weights and Measures - Gas pumps and truck scales
 - Water Quality - on farm inspections and engineering assistance
 - Animal Health – import of animals up from Midwest
 - PHARM – feed testing, pesticide monitoring, pesticide testing and certification
 - Limited staff in buildings
 - 116 State Street – 4 to 6 people daily Administration and Water Quality
 - Work from home
 - Productivity has been excellent approximately 1/3 of Agency Staff working from home on a regular basis

Agriculture Food and Markets Budget FY21

- Granting Programs
- Agency has developed and launched applications for three major programs
- Dairy Producer (farm) and Processor - \$25 million
- Agricultural Fairs - \$500,000
- Non-Dairy and Working Lands - \$6 million - \$8.5 million
 - MOA with ACCD to manage \$2.5 million appropriation through one application for Working Lands
- 32 Agency employees are working on these granting programs



Agriculture Food and Markets Budget FY21

- Changes to the Agency's Budget

- \$750,000 request for one time additional funds to support the Working Lands Program. This has been withdrawn.
- \$25,000 one-time request for RFID ear tag pilot program. This has been withdrawn.
- \$64,309 Internal Service Fees cost reduction - Internal Services Fees (WC, ADS, Finance, Human Resources, VISION, GL, Prop.Ins) were reduced across all divisions.
- \$1,510,714 - Use of CARES Act funding. The Agency has documented \$1,510,714 in CARES Act funding needs at the Agency of Agriculture. These funds will be used to offset general fund expenditures across four of the six appropriations at the Agency. Funds will be specifically used for PPE, offset for COVID related leave, employee time dedicated to the administration, implementation and financial review and maintenance of the COVID Agricultural Assistance Programs.

Agriculture Food and Markets Budget FY21




Cross Walk Overview - Administration

	General \$\$	Special \$\$	Federal \$\$	CRF \$\$	Total \$\$
Administration: FY 2021 Governor Recommend	1,026,528	886,366	458,586	0	2,371,480
Total Approp. After FY 2021 Other Changes	1,026,528	886,366	458,586	0	2,371,480
Personal Services:					
Worker's Compensation Insurance Premium-505200			(4,539)		(4,539)
CRF Grant Administration Costs	 (101,372)			209,162	107,790
Operating:					
Internal Services Fees (ADS,FFS,DHR,VISION,GL,Prop.Ins)			 (27,980)		(27,980)
Subtotal of Increases/Decreases	(101,372)	0	(32,519)	209,162	75,271
FY 2021 Governor Recommend Addendum	925156	886366	426067	209162	2446751

- CRF Grant Administration Costs – staff and operating costs for PPE, COVID Leave time and Granting program costs
- Reduction in Internal Service Fees

Agriculture Food and Markets Budget FY21



- Cross Walk Overview – Food Safety Consumer Protection

	General \$\$	Special \$\$	Federal \$\$	Interdept'l Transfer \$\$	CRF \$\$	Total \$\$
Food Safety Consumer Protection: FY 2021 Governor Recommend	2,925,978	3,610,358	1,122,085	7,000	0	7,665,421
Total Approp. After FY 2021 Other Changes	2,925,978	3,610,358	1,122,085	7,000	0	7,665,421
Personal Services:						
CRF Grant Administration Costs	 (63,986)				120,560	56,574
Operating:						
Internal Services Fees (ADS,FFS,DHR,VISION,GL,Prop.Ins)	 (2,234)	 (2,069)				(4,303)
Subtotal of Increases/Decreases	-66,220	-2,069	0	0	120,560	52,271
FY 2021 Governor Recommend Addendum	2,859,758	3,608,289	1,122,085	7,000	120,560	7,717,692

- CRF Grant Administration Costs - staff and operating costs for PPE, COVID Leave time and Granting program costs
- Reduction in Internal Service Fees

Agriculture Food and Markets Budget FY21

- Cross Walk Review - Agricultural Development

	General \$\$	Special \$\$	Federal \$\$	CRF \$\$	Total \$\$
Agricultural Development: FY 2021 Governor Recommend	2,164,231	706,100	1,657,616	0	4,527,947
Total Approp. After FY 2021 Other Changes	2,164,231	706,100	1,657,616	0	4,527,947
Personal Services:					
Worker's Compensation Insurance Premium-505200	(3,114)				(3,114)
CRF Grant Administration Costs	 (234,629)			653,907	419,278
COVID-19 Paid Leave Costs				24,713	24,713
Operating:					
Internal Services Fees (ADS,FFS,DHR,VISION,GL,Prop.Ins)	 (4,426)				(4,426)
COVID-19 PPE Costs				5,186	5,186
Subtotal of Increases/Decreases	-242,169	0	0	683,806	441,637
FY 2021 Governor Recommend Addendum	1,922,062	706,100	1,657,616	683,806	4,969,584

- CRF Grant Administration Costs - staff and operating costs for PPE, COVID Leave time and Granting program costs
- Reduction in Internal Service Fees

Agriculture Food and Markets Budget FY21

- Cross Walk Review – Public Health Ag Resource Management PHARM

	General \$\$	Special \$\$	Federal \$\$	Interdept'l Transfer \$\$	CRF \$\$	Total \$\$
Public Health & Ag Resource Management: FY 2021 Governor Recommend	789,609	2,029,947	492,242	279,606	0	3,591,404
Total Approp. After FY 2021 Other Changes	789,609	2,029,947	492,242	279,606	0	3,591,404
Personal Services:						
CRF Grant Administration Costs	→ (8,418)				89,437	81,019
COVID-19 Paid Leave Costs					28,227	28,227
Operating:						
Internal Services Fees (ADS,FFS,DHR,VISION,GL,Prop.Ins)	(458)	(2,697)				→ (3,155)
COVID-19 PPE Costs					5,094	5,094
Subtotal of Increases/Decreases	(8,876)	(2,697)	0	0	122,758	111,185
FY 2021 Governor Recommend Addendum	780,733	2,027,250	492,242	279,606	122,758	3,702,589

- CRF Grant Administration Costs - staff and operating costs for PPE, COVID Leave time and Granting program costs
- Reduction in Internal Service Fees

Agriculture Food and Markets Budget FY21

- Cross Walk Review – VT Ag and Environmental Laboratory - VAEEL

	General \$\$	Special \$\$	Interdept'l Transfer \$\$	CRF \$\$	Total \$\$
VT Agriculture & Environmental Lab: FY 2021 Governor Recommend	894,361	1,614,498	65,029	0	2,573,888
Total Approp. After FY 2021 Other Changes	894,361	1,614,498	65,029	0	2,573,888
Personal Services:					
CRF Grant Administration Costs				53,812	53,812
COVID-19 Paid Leave Costs				15,124	15,124
Operating:					
Internal Services Fees (ADS,FFS,DHR,VISION,GL,Prop.Ins)	(16,720)	(911)			(17,631)
COVID-19 PPE Costs				5,478	5,478
Subtotal of Increases/Decreases	(16,720)	(911)	0	74,414	56,783
FY 2021 Governor Recommend Addendum	877,641	1,613,587	65,029	74,414	2,630,671

- CRF Grant Administration Costs - staff and operating costs for PPE, COVID Leave time and Granting program costs
- Reduction in Internal Service Fees

Agriculture Food and Markets Budget FY21

- Cross Walk Review – Water Quality

	General \$\$	Special \$\$	Federal \$\$	Interdept'l Transfer \$\$	CRF \$\$	Total \$\$
Ag Clean Water Initiative: FY 2021 Governor Recommend	1,212,113	5,609,609	131,927	471,206	0	7,424,855
Total Approp. After FY 2021 Other Changes	1,212,113	5,609,609	131,927	471,206	0	7,424,855
Personal Services:						
CRF Grant Administration Costs				→	206,128	206,128
COVID-19 Paid Leave Costs					78,886	78,886
Operating:						
Internal Services Fees (ADS,FFS,DHR,VISION,GL,Prop.Ins)		→ (2,275)				(2,275)
COVID-19 PPE Costs					15,000	15,000
Grants:						
WQ Grants to Partners and Farmers		→ (619,999)				(619,999)
Subtotal of Increases/Decreases	0	(622,274)	0	0	300,014	(322,260)
FY 2021 Governor Recommend Addendum	1,212,113	4,987,335	131,927	471,206	300,014	7,102,595

- CRF Grant Administration Costs - staff and operating costs for PPE, COVID Leave time and Granting program costs
- Reduction in Internal Service Fees
- Clean Water Fund Grant Reductions

SFY21 Clean Water Fund Adjustment: Agency of Agriculture, Food & Markets



Table 1

SFY21 AAFM CWF Adjusted August 2020 Appropriation Line Items		
	CWF	Capital Bill (Act 139 of 2020)
1. Agronomy Conservation Assistance Program	\$ 235,000	\$ -
2. Water Quality Grants to Partners and Farmers	\$ 2,450,498	\$ 4,294,503
3. Operating	\$ 722,502	\$ -
Subtotals	\$ 3,408,000	\$ 4,294,503
Total Requested	\$7,702,503	

Budget Areas

- 1. ACAP:** Agronomy Technical Assistance
- 2. CWF WQ Grants:** On-farm implementation grants & funding for partner organization who provide education, outreach and technical assistance necessary to support on-farm implementation
- 3. Operating:** Funding for AAFM WQ regulatory and implementation programming.
- 4. Capital Bill WQ Grants*:** \$4.29M in grants for on-farm implementation

Discussion

- This proposed adjustment represents a \$619,999 reduction from CWF Line #2: WQ Grants.
- This reduction prioritized programs that directly fund Water Quality On-Farm Implementation Grants while maintaining ongoing commitments to foundational programs and services which lead to direct, on the ground water quality implementation.
- Existing financial commitments will be met under the proposed SFY21 budget. New commitments will be scaled back where appropriate.
- AAFM understands the challenges the pandemic has created across the landscape. The Agency is committed to improving WQ under challenging budget times.



Agriculture Food and Markets Budget FY21

- Questions?

